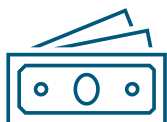


Dry Bulk Shipping Market Overview & Outlook Q3 2023

Highlights



Demand



China's GDP could grow by an average of 4.9% during 2023-2024, but the outlook remains uncertain amid a recent economic slowdown.



Iron ore shipments are estimated to grow 4.5% from 2022 to 2024. In 2024, growth may slow due to weaker Chinese demand.



Coal shipments could be 2.4% higher in 2024 than in 2022. In 2024, lower demand in advanced economies and high mining in India could drive a 1-3% drop in volumes.




In 2024, grain shipments could recover by 3-4%, as supply improves. Between 2022 and 2024, grain shipments may increase by 1.8%.

Supply



The current orderbook stands at 7.7% of the dry bulk fleet. Weak rates and fuel uncertainty are keeping investment in new builds low.



Amid low fleet growth and a stable market, we estimate that only 14 mill. DWT may be recycled during 2023-2024.



Lower freight rates than in 2022 and climate regulations are expected to cause sailing speed to fall 2-3% from 2022 to 2024.

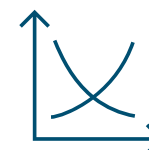
Supply/demand



Supply is forecast to grow 1-2% in both 2023 and 2024. Lower sailing speed is expected to limit supply growth.



Demand is forecast to grow 2-3% in 2023 and 1-2% in 2024. Longer sailing distances will add to tonne miles growth in 2023.



The supply/demand balance may marginally tighten in 2023 and stabilise in 2024. As such, freight rates in 2024 could remain around 2023 levels.